

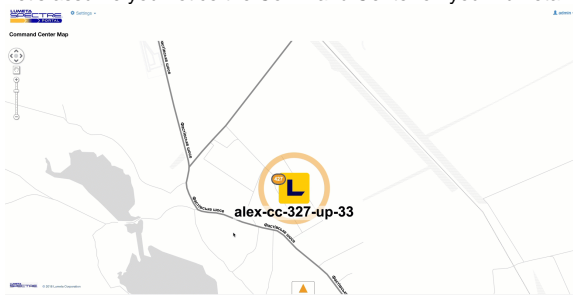
# Finding a Leaking Device from the Portal

This 14-second video steps illustrates one way to investigate a leaking device from the Lumeta 3.3 Portal. A larger, higher-resolution view of the same is available [here](#).




The step-by-step procedure is here:

1. Let's assume you notice the Command Center on your Lumeta 3.3 Portal beaconing a warning.

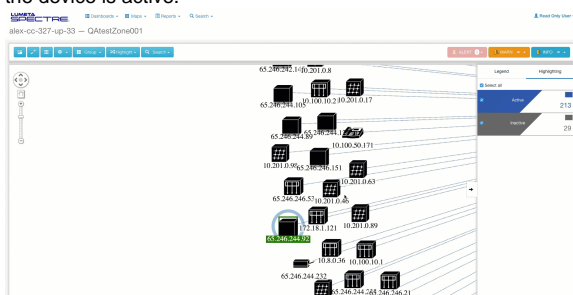


2. You open the notifications window to see what warnings have been issued. Several leaks have been found. You open the link for the first leaking IP address.

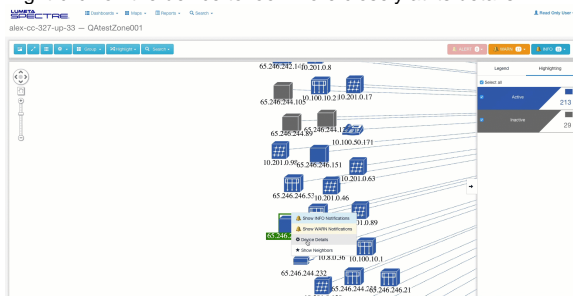


Command Center	Name	Priority	Zone	Device IP Address	Message	When
alex-cc-327-up-33	Leak Detected	HIGH	CommandZone01	65.246.244.101	Device 65.246.244.101 is leaking	2/10/18 3:02:08 PM
alex-cc-327-up-33	Leak Detected	HIGH	CommandZone01	10.0.0.0	Device 10.0.0.0 is leaking	2/10/18 3:02:08 PM
alex-cc-327-up-33	Device Disconnected	INFO	Zone01	10.0.0.0	Device 10.0.0.0 is disconnected	2/10/18 3:02:08 PM
alex-cc-327-up-33	Leak Detected	HIGH	CommandZone01	65.246.244.101	Device 65.246.244.101 is leaking	2/10/18 3:02:08 PM
alex-cc-327-up-33	Device Disconnected	INFO	CommandZone01	65.246.244.101	Device 65.246.244.101 is disconnected	2/10/18 3:02:08 PM
alex-cc-327-up-33	CommandZone01	INFO	CommandZone01	65.246.244.101	Device 65.246.244.101 is leaking	2/10/18 3:02:08 PM
alex-cc-327-up-33	Device Disconnected	INFO	CommandZone01	65.246.244.101	Device 65.246.244.101 is disconnected	2/10/18 3:02:08 PM
alex-cc-327-up-33	Leak Detected	HIGH	CommandZone01	10.0.0.0	Device 10.0.0.0 is leaking	2/10/18 3:02:08 PM
alex-cc-327-up-33	Device Disconnected	INFO	CommandZone01	10.0.0.0	Device 10.0.0.0 is disconnected	2/10/18 3:02:08 PM

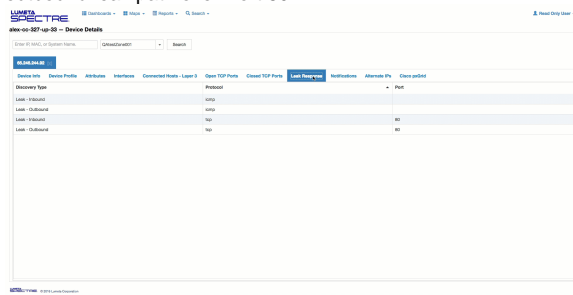
3. By following that link, you navigate to the device's location in its zone map and can also see that the device is active.



4. Right-click on the device to look more closely at its details.



5. On the Leak Response tab, we learn that device 65.246.244.92 has both an inbound and an outbound leak path over Port 80.



6. On the Notifications tab, we learn the time and date of when the device was found to be leaking.

